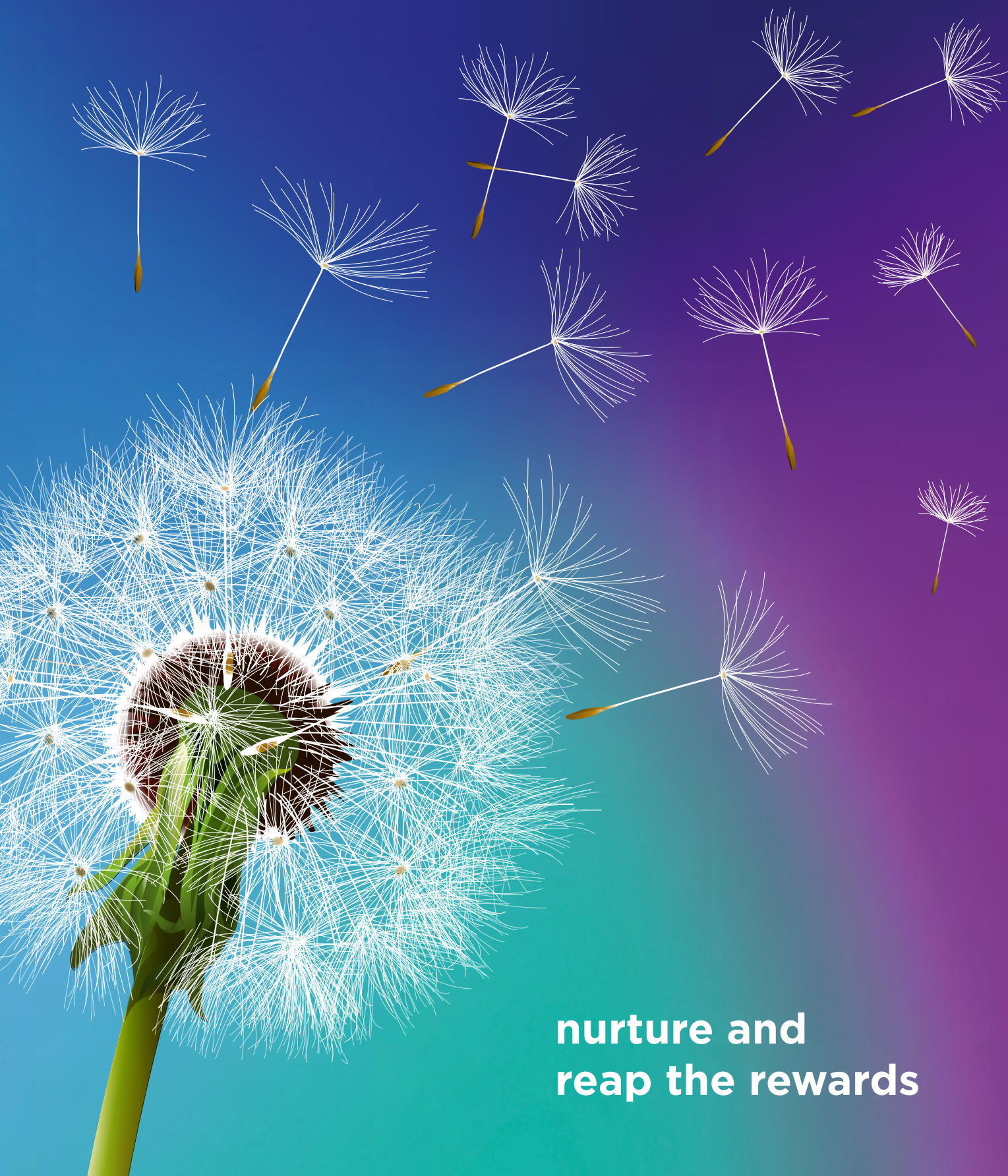


Lisburn & Castlereagh

Community

Plan 2017/2032



nurture and
reap the rewards



Our Community Plan

Welcome to Lisburn & Castlereagh's first Community Plan – a plan for improving the lives of everyone who lives and works here, now and in the future. This is a fresh, ambitious and different way of working.



The overview on page 4 captures the key elements of the plan in one place.



Lisburn & Castlereagh
Community
Plan 2017/2032



Contents

1.	Community Planning	6
2.	Understanding Lisburn & Castlereagh.....	8
3.	Our Area	10
4.	Challenges and Opportunities.....	16
5.	What People Think.....	18
6.	Our Vision	19
7.	Our Mission.....	21
8.	Outcomes	22
9.	Action & Change	34
10.	In Conclusion	36

Community Plan Overview

OUR VISION:

An empowered, prosperous, healthy, safe and inclusive community

OUR MISSION:

Working together to deliver better lives for all

PRINCIPLES:

- Sustainable Development
- Equality
- Participation

Outcomes	
<p>THEME 1: CHILDREN AND YOUNG PEOPLE</p> <p>OUTCOME: <i>Our children and young people have the best start in life.</i></p>	<p>THEME 2: THE ECONOMY</p> <p>OUTCOME: <i>Everyone benefits from a vibrant economy.</i></p>
Support	
<ul style="list-style-type: none"> a. All children and young people have an equal chance to fulfil their educational potential. b. Children and young people in need and looked after children experience stability and positive transitions into adulthood. c. The positive role of children and young people in the community is valued and encouraged. d. Children and young people are protected from harm.* e. Children and young people are physically active and enjoy good mental health. f. Children and young people live in a society that respects their rights. <p><small>* including, for example, drugs, alcohol, neglect, abuse, criminality.</small></p>	<ul style="list-style-type: none"> a. Income inequality is reduced. b. Our local workforce is equipped with the right skills to secure employment and/or start a business. c. New businesses and social enterprises are created and existing ones grow, employing more people. d. There is growth in tourism based on our natural and historic assets with a focus on international visitors. e. Our transport and digital infrastructure supports our economy and our people.
Sample indicators: how	
<ul style="list-style-type: none"> • % of babies born at low birth weight • % of children at appropriate stage of development in their immediate preschool year • Gap between % non-FSME school leavers and % FSME school leavers achieving at GCSE or equivalent, including English and Maths • % of care leavers who, aged 19, are in education, training or employment 	<ul style="list-style-type: none"> • Employment rate • Economic activity rate • Economic activity measured by Gross Value Added (GVA) • Proportion of workforce in employment qualified to levels 1, 2, 3 and 4 • Number of overnight trips

where we want to be 15 years from now

<p>THEME 3: HEALTH AND WELL-BEING</p> <p>OUTCOME: <i>We live healthy, fulfilling and long lives.</i></p>	<p>THEME 4: WHERE WE LIVE</p> <p>OUTCOME: <i>We live and work in attractive, resilient and environmentally-friendly places.</i></p>	<p>THEME 5: OUR COMMUNITY</p> <p>OUTCOME: <i>We live in empowered, harmonious, safe and welcoming communities.</i></p>
---	--	---

Supporting Outcomes – a bit more detail

<ul style="list-style-type: none"> a. Good health will no longer be dependent on where we live or what income we have. b. Older people age actively and more independently to stay well and connected. c. People of all ages are more physically active more often. d. There is good access to countryside and other green spaces for everyone. e. Substance abuse including hazardous drinking and smoking are reduced. f. We enjoy good mental health. g. Our home environments are safe and healthy. h. Poverty and disadvantage is reduced. 	<ul style="list-style-type: none"> a. The built and natural environment is protected and enhanced. b. Neighbourhoods are designed and regenerated to promote well-being. c. Everyone lives in an affordable home that meets their needs. d. We have access to essential services, shops, leisure and workplaces. e. There is a modal shift to sustainable and healthy transport options. f. We produce less waste and reuse and recycle the waste that we do produce. g. Greenhouse gas emissions are reduced. 	<ul style="list-style-type: none"> a. Public services are enhanced through co-design and co-production.* b. There is participation and volunteering in public and community life, arts, culture and sport by people of all backgrounds. c. There is community ownership and management of local assets and facilities. d. We feel a sense of belonging in our local neighbourhoods: urban, suburban and rural. e. Diversity is celebrated and there are good relations between people of different backgrounds and identities. f. Crime and anti-social behaviour is reduced. <p style="font-size: small; margin-top: 10px;">* Involving the users of public services in their design and delivery in partnership with professionals.</p>
---	---	---

we measure progress (for a full list of indicators see section 8)

<ul style="list-style-type: none"> • Health inequality gaps • Preventable deaths • % of population living in absolute and relative poverty • % of Primary 1 and Year 8 children overweight or obese • % of mothers smoking in pregnancy 	<ul style="list-style-type: none"> • Gap between number of houses we need and the number we have • % household waste reused, recycled or composted 	<ul style="list-style-type: none"> • Number of recorded crimes • % of people who believe their cultural identity is respected by society • % engaging in arts/cultural activities in the past year
--	--	---

1. Community Planning

Community planning brings together all those involved in delivering public services and the community to develop and implement a shared vision for promoting social, economic and environmental well-being for everyone who lives and works in Lisburn & Castlereagh.

The partners named in legislation are:

- Belfast Health and Social Care Trust
- Council for Catholic Maintained Schools
- Lisburn & Castlereagh City Council
- Education Authority NI
- Health and Social Care Board
- Invest NI
- NI Fire and Rescue Service
- NI Housing Executive
- Libraries NI
- Tourism NI
- Police Service of NI
- Public Health Agency
- Sport Northern Ireland
- South Eastern Health and Social Care Trust

They are joined by a number of support partners including:

- NICVA
- Northern Ireland Prison Service
- South Eastern Regional College
- Translink
- Transport NI
- Volunteer Now

The nine Central Government Departments, although not members of the partnership, are required by the legislation to 'have regard to' the Community Plan.

Since the inception of the process the community planning partners have:

- Listened to what is important to local people
- Agreed the things that need urgent attention
- Agreed how to tackle them within the money available
- Agreed to keep everyone informed and involved in the Community Planning process.

Community Planning is an evolving process which started with a series of Community Conversations that informed the publication of a draft plan in January 2017. Informed by an eight-week public consultation, the final plan published in May 2017, will be followed by a detailed action plan for the first two years of the plan from 2017 to 2019. The action plan will change over the lifetime of the Community Plan. A progress report will be published after two years and the Plan will be reviewed within four years.

This is the first step in a long-term strategy over 15 years. Many of the issues that we face cannot be resolved in the short term and actions that we take now may take 10 or more years to start showing results. We are ambitious for the changes we want to see in Lisburn & Castlereagh now and in the future.

The Strategic Community Planning Partnership wants to communicate openly and regularly with residents and organisations in the area, building on the extensive programme of engagement that preceded the publication of this Community Plan.



Lisburn & Castlereagh
**Strategic Community
 Planning Partnership**

Partners:



Support Partners:



We will do that through:

- Regular newsletters
- Emailed updates
- Thematic working groups
- Dedicated email address - haveyoursay@lisburncastlereagh.gov.uk
- Focus groups.

- Web-based customer feedback
- Twitter - #LCCC_YourSay

People will hold us accountable for the progress we are making. We have compiled a number of indicators for each outcome to help us monitor progress. These align with those proposed for the Programme for Government where data is available at local government district level.

The Local Development Plan and the Community Plan

The Local Development Plan aims to influence sustainable communities and drive economic growth and employment through appropriate city, urban and rural growth and development. It will be a 'spatial representation' of the Community Plan contributing to the outcomes through physical development.

Moving away from a narrow land-use focus

towards a 'place-shaping' approach, the Local Development Plan will focus on the provision and promotion of retailing, tourism, recreation, leisure and open space with supporting key infrastructure and transport corridors that enhances and protects both the built and natural environment for those who work, live and visit our area, now and in the future.

2. Understanding Lisburn & Castlereagh



Lisburn & Castlereagh stretches from the shores of Lough Neagh in the west to the hills above Dundonald in the east, and from the Belfast Hills in the north to the source of the River Lagan in the south. The map shows Lisburn & Castlereagh bordering much of the City of Belfast, reflecting the fact that many people's daily lives are lived between home and work in different parts of what is essentially a single geographical area - the Lagan basin.

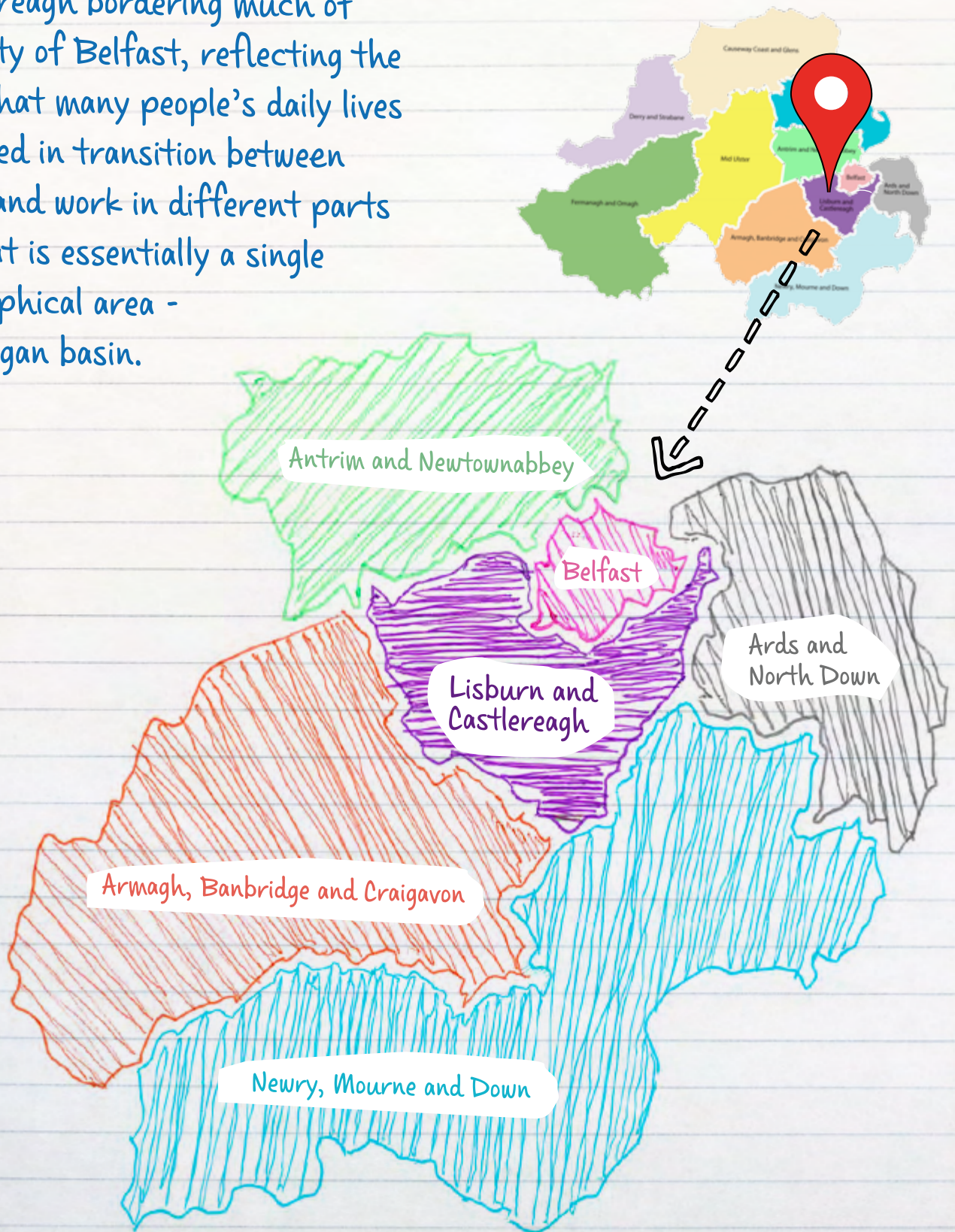
For all that, the City of Lisburn is a city in its own right with a proud history as cradle of the Irish linen industry and a strong manufacturing base built up during the nineteenth and twentieth centuries. Today manufacturing continues to be an important part of the economy but the public sector provides about a third of all jobs.

There are two major hospitals, Northern Ireland's main prison, its women's prison and college for young offenders, and the Army's Northern Ireland HQ.


Transport links are impressive with the Belfast-to-Dublin railway, the M1, the A1 and the A55 Belfast outer ring all running through the area. There is scope for improvement to public transport connectivity across Lisburn & Castlereagh.

The built and natural heritage of the area includes Hillsborough Castle, the Lagan Valley Regional Park and acres of rolling countryside where half the population live. This is both a strong urban area and a deeply rural one.

The map shows Lisburn & Castlereagh bordering much of the City of Belfast, reflecting the fact that many people's daily lives are lived in transition between home and work in different parts of what is essentially a single geographical area - the Lagan basin.



3. Our Area



Population ¹

Lisburn & Castlereagh's population is projected to grow by 9% by 2025 and 13% by 2030 (from 2015).

This is almost twice the growth expected for the region as a whole (5% by 2025 and 7% by 2030). Much of the growth will be concentrated in the 65+ age group: 28% by 2025 and 50% by 2030. Thus by 2030, when this community plan is 13 years into its 15-year

life, of the projected 158,618 residents, 35,507 will be over 65 compared with 23,639 in 2015.

Another significant driver of population growth is net migration with more people moving into the area than are leaving it. By 2030, while the population increases, household size is set to decrease, meaning that the total number of households is predicted to rise by 18%, an increase of 9,692 on the 2012 total of 53,275 households.



Deprivation ²

Lisburn & Castlereagh is the least deprived council area in Northern Ireland (NI). Of the 67 Super Output Areas or SOAs (average population

of 2,000) just one, Old Warren, is within the 100 most deprived SOAs in NI.

Northern Ireland's least deprived SOA, Wallace Park 1, lies within the Council area. 14% of the population of Lisburn & Castlereagh is income deprived compared with an NI average of 25%. Statistics at this higher level do not reveal smaller areas of urban deprivation such as Ballybeen and particularly pockets of rural deprivation.



Personal Well-being ³

In 2015/16, when asked about life satisfaction, how worthwhile things they do in their lives are and how

happy they are – the average rating of residents in Lisburn & Castlereagh were each below the NI average.

When asked about anxiety, residents in Lisburn & Castlereagh reported being more anxious than the regional average and the most anxious across all council areas.



Community Safety ⁴

In 2015/16, there were 5,960 recorded crimes (excluding fraud), which is an increase of about 1,000

recorded crimes per year since 2013. One in five of the recorded crimes in 2015/16 were Violence without Injury (1,210).

Possession of Drugs increased by 642% from 64 recorded offences in 2006/07 to 475 in 2015/16, Sexual Offences doubled from 95 in 2006/07 to 194 in 2015/16 and the number of Robbery

Offences decreased by 77% from 78 in 2006/07 to 18 in 2015/16.

In 2015/16, the number of recorded crimes (excluding fraud) with a domestic abuse motivation was 707. The highest level in the last five years and an increase of 19% from the previous year (2014/15).

Anti-Social Behaviour (ASB) incidents have increased over the last four financial years by 13% (393 incidents)- from 3,126 incidents in 2012/13 to 2015/16 (3,519 incidents). However, in 2015/16, the number of incidents is 27% lower compared to 2008/09 (4,843 incidents).

There were 60 incidents with a sectarian motivation recorded in 2015/16, 20 less than the previous year. Incidents with a race motivation have fallen since 2010/11 but rose again in 2014/15 to 51 with a further decrease of four incidents in 2015/16 to 47 incidents.

In terms of youth offending the numbers of young people in custody or referred to Youth Justice Services is well below the NI average. It is thought that there are substantial levels of under-reporting of hate crime and some other crimes.



Health ⁵

and 1.4 years higher than NI overall.

Females born between 2012-14 can expect to live to 83.3 years on average. This is also the highest across all councils, along with Mid Ulster, and 1 year higher than NI overall.

In 2015, Lisburn & Castlereagh had the highest proportion of mothers breastfeeding on discharge (56%) and the lowest rate of smoking in pregnancy (9%).

18% of the population in Lisburn & Castlereagh report a long-term health problem, somewhat lower than the NI average of 21%.

The picture on health inequalities is much less positive. For the 20% most deprived Super Output Areas within Lisburn & Castlereagh, health outcomes were worse than those for the Council area as a whole for all 42 indicators assessed in 2017. Those indicators that had the largest inequality gaps were:

- The teenage birth rate: 133% gap (average over three years (2012-14) 8.5 births per 1,000 females in Lisburn & Castlereagh compared to 19.8 births per 1,000 females in the most deprived areas in Lisburn & Castlereagh)
- Standardised Death Rate due to Drug Related Causes: 113% gap (over five years (2010-14) 4.7 deaths per 100,000 population in Lisburn & Castlereagh compared to 10.1 deaths per 100,000 population in the most deprived areas in Lisburn & Castlereagh)
- Standardised Admission Rate due to Alcohol Related Causes: 95% gap (over three years (2012/13 -2014/15) 453 admissions per 100,000 population in Lisburn & Castlereagh compared to 882 admissions per 100,000 population in the most deprived areas in Lisburn & Castlereagh)
- Smoking During Pregnancy: 92% gap ((2015) 9.2% of mothers in Lisburn & Castlereagh compared to 17.6% of mothers in the most deprived areas in Lisburn & Castlereagh)

Health (continued)

- Suicide Rate: 84% gap (over five years (2010-14) 13.1 deaths per 100,000 population in Lisburn & Castlereagh compared to 24.2 deaths per 100,000 population in the most deprived areas in Lisburn & Castlereagh).

In 2016, 15,409 patients registered with GP Practices located in Lisburn & Castlereagh were on the Hypertension Register (137.5 per 1,000 patients compared to 133.3 per 1,000 patients in NI). 6,984 were on the Asthma Register (62.3 per 1,000 patients compared to 60.3 per 1,000

patients in NI and also the third highest raw prevalence rate for Asthma across all councils).

Lisburn & Castlereagh had the second highest raw prevalence rate per 1,000 patients for Dementia (7.3 per 1,000 patients – 816 patients) and Osteoporosis (aged 50+) (7.9 per 1,000 patients – 307 patients) across all councils.

In 2014/15, 18% (303 pupils) of Primary 1 Pupils and 23% (212 pupils) of Year 8 Pupils in Lisburn & Castlereagh were 'overweight or obese' compared to 21% and 28% in NI overall.



Housing ⁶

Housing Growth Indicators give an estimate of future housing requirements. They take into account vacant housing, second homes and conversions/demolitions. The projected new dwelling requirement for Lisburn & Castlereagh between 2012 and 2025 is 9,600.

Housing need in Lisburn & Castlereagh has remained at a consistently high level between 2010 and 2015. In 2016 there were 2,247 applicants on the waiting list for housing with 1,183 in housing stress. There were 1,711 people presenting as homeless. The projected social housing need from 2015-2020 is for 800 units.



Education ⁷

In 2016/17, 12,006 pupils enrolled in primary schools (Years 1-7), and 6,987 pupils enrolled in post-primary schools located within Lisburn & Castlereagh.

Lisburn & Castlereagh achieved at least five GCSE's grades A* - C (or equivalent) including GCSE English and GCSE Maths compared to 66% in NI overall. This ranges from 59% resident in Lisburn South District Electoral Area (DEA) to 85% resident in Castlereagh South DEA.

In 2015/16, the large majority of primary pupils living in Lisburn & Castlereagh went to school within the Council area, while under half of post-primary pupils living in Lisburn & Castlereagh went to school in the Council area. Almost the same proportion went to school in the Belfast City Council area.

In 2015, Lisburn & Castlereagh had 10.2% of people aged 16-64 with no qualifications. The average for NI as a whole was 16.5% with no qualifications.

In 2011 in Lisburn South DEA 31% of people aged 16+ had no qualifications compared to a NI average of 29%.

In 2014/15, 74% of school leavers resident in



Economy⁸

In 2015, the economic activity rate (16-64 years) for Lisburn & Castlereagh was 76.5% compared to 72.9% for NI. On the other hand, in 2015 earnings for those that work within the area (£18,604) is substantially lower than the NI Annual Median Gross Pay (£20,348).

In 2015, 23.5% of those aged 16-64 living in Lisburn & Castlereagh were economically inactive compared to 27.1% in NI.

In September 2015 there were 54,092 employee jobs in Lisburn & Castlereagh – the largest proportion within the Hilden Ward (11%, 6,201 jobs).

A third of all employee jobs are in the public sector (17,692 jobs) and 70% of those are in health and social care (12,463 jobs). A fifth of jobs are in retail, wholesale and the motor trade (11,168 jobs), with 10% in manufacturing (5,141) and 5% in construction (2,813 jobs).

In 2014, the income generated by businesses in NI, less the cost of goods and services used to create this income was estimated to be £19.7 billion. This amount represents the approximate Gross Value Added (aGVA) at basic prices of the NI non-financial business economy, excluding farming and financial services. Lisburn &

Castlereagh contributed 6% of the aGVA (£1.25 billion).


The business base in the area is characterised by above average levels of business in the service, retail, construction and manufacturing sectors.

In 2016, there were 4,530 VAT and/or PAYE registered businesses operating in Lisburn & Castlereagh. Nearly three quarters (74%) have fewer than five employees (3,335 registered businesses) while two thirds have a turnover of less than £250,000 (2,995 registered businesses).

In 2015, Lisburn & Castlereagh had 395 new businesses with a birth rate of 9.5% (compared to 9.7% in NI) and 285 business deaths with a death rate of 6.9% (compared to 7.1% in NI).

While tourism makes an important contribution to the economy in Lisburn & Castlereagh with an estimated spend of £24.9 million on overnight trips in 2015 and employing over 3,800 people in 2013, the estimated number of overnight trips was the lowest across all councils in 2015 although it had increased from 117,651 in 2014 to 130,924 in 2015. There is a lack of hotel accommodation in the area and in general the number of beds in licensed accommodation.

The area has the strongest skills profile in NI and the proportion of residents with no formal qualifications is lower than any council area.



Transport⁹

The public road network in Lisburn & Castlereagh is 1,326km long with 931km of footways, 262 road bridges and 23,903 street lights.

In 2011, (excluding those people that work or study from home) 14.4% of all residents (of primary school age and over in full-time education or aged 16-74 in employment and currently working) travel by public transport. The corresponding figure for the whole of NI is

Transport (continued)

15.3%. If we exclude walk, cycle and other modes, bus and rail represents 16.3% of all mechanised modes of travel to work or place of study. The corresponding figure for the whole of NI is 17.8%.

At the time of the 2011 census, there were 5,226 residents in Lisburn & Castlereagh without

access to a car or van. This represents 5.9% of all usual residents in this category compared to the average for NI of 10.2%.

Between 2013/14 and 2015/16 in Lisburn & Castlereagh, 86% of households had access to one or more cars, compared to 78% in NI.



Environment ¹⁰

Lisburn & Castlereagh has a rich built and natural environment. Within the Council area there are approximately 745 archaeological sites/monuments, five of these are under State Care and 72 are Scheduled Monuments. There are six Historic Parks, Gardens and Demesnes and 611 Listed Buildings/Structures including 16 at Grade A. There are three Conservation Areas and seven Areas of Townscape Character.

Natural heritage designations include eight Areas of Special Scientific Interest, six Areas of High Scenic Value, 113 sites of Local Nature Conservation and 118 Local Landscape Policy Areas. The Lagan Valley is designated as an Area of Outstanding Natural Beauty and the Lagan Valley Regional Park covers 4,200 acres and 11 miles of river bank within Lisburn & Castlereagh and Belfast council areas.

An automatic station (AQUA – Air Quality Management Area) was installed in Dundonald in 2008 because of high levels of nitrogen dioxide (NO₂). NO₂ levels appear to be stable and below targets in Dundonald, however, levels were elevated at Sprucefield when measured in 2014.

At April 2016, within Lisburn & Castlereagh there was 1,689 ha of woodland the second lowest

across all councils behind Belfast. The woodland within Lisburn & Castlereagh is mainly Broadleaf (871 ha).

In 2015/16, 43% of municipal waste collected by Lisburn & Castlereagh City Council was recycled compared to 42% for NI. 50% went to landfill which is higher than NI (40%) – very little went for energy recovery (7%). 91% of the waste collected was household waste (64,102 tonnes). The total amount of municipal waste produced in NI fell from 2006/07 but has been rising again since 2013/14.

Between 2013/14 and 2015/16 in Lisburn & Castlereagh, almost three quarters (74%) of households had concern about the environment compared to 70% in NI. 87% of households reused plastic bags or used a reusable bag, 80% used energy saving bulbs and 62% avoided food waste compared to 81%, 75% and 53% respectively in NI. 33% of households deliberately used public transport/walked/cycled compared to 27% in NI. 27% of households cut down on the use of a car for short journeys. All the actions help towards having a positive impact on the environment.

Some of the figures provided above are estimates from sample surveys. As such, confidence intervals (if available) should be taken into account when assessing differences between areas and over time.

References for Section 3

- 1 **NISRA:** 2015 Mid-Year Population Estimates, 2014 Based Population Projections and 2012 Based Household Projections
www.nisra.gov.uk/statistics/population
- 2 **NISRA:** Northern Ireland Multiple Deprivation Measure 2010 (NIMDM2010) www.nisra.gov.uk/statistics/deprivation
- 3 **Office for National Statistics (ONS):** Headline estimates of personal well-being from the Annual Population Survey (APS)
www.ons.gov.uk/peoplepopulationandcommunity/wellbeing/datasets/headlineestimatesofpersonalwellbeing
- 4 **Police Service of Northern Ireland (PSNI):** Police Recorded Crime, Domestic Abuse, Anti-Social Behaviour and Hate Motivation
Police Recorded Crime – figures include the following crime classifications: Violence with injury (including homicide), Violence without injury, Sexual offences, Robbery, Theft - domestic burglary, Theft - non-domestic burglary, Theft from the person, Theft - vehicle offences, Bicycle theft, Theft – shoplifting, All other theft offences, Criminal damage, Trafficking of drugs, Possession of drugs, Possession of weapons offences, Public order offences, Miscellaneous crimes against society
Anti-Social Behaviour – incidents reported to other agencies, such as local councils, will generally not be included in police figures. Further information and definitions can be found at:
www.psnipolice.uk/inside-psni/Statistics
Youth Justice Agency – Youth Offending and Young People in Custody
www.justice-ni.gov.uk/topics/youth-justice/youth-justice-agency
 Statistics can be found via NINIS website: www.ninis2.nisra.gov.uk/public/Theme.aspx?themeNumber=131&themeName=Crime+and+Justice
- 5 **Department of Health:** Health and Social Care Inequalities Monitoring System Sub-Regional Inequalities 2017
www.health-ni.gov.uk/publications/sub-regional-inequalities-by-local-government-district-lgd-2017
2011 Census – Long-Term Health Problems via NINIS
www.ninis2.nisra.gov.uk/public/Home.aspx
NI Child Health System via Public Health Agency – It is important to note that in any year all children may not be measured and so coverage may not be complete. www.publikealth.hscni.net/statistics
Department of Health – Quality and Outcomes Framework via NINIS – Disease Prevalence www.ninis2.nisra.gov.uk/public/Home.aspx
- 6 **Department for Infrastructure:** 2012 Based Housing Growth Indicators www.infrastructure-ni.gov.uk/publications/2012-based-housing-growth-indicators-hgis-and-methodology-paper
Northern Ireland Housing Executive – Lisburn and Castlereagh Housing Investment Plan 2015-2019 www.nihe.gov.uk/lisburn_castlereagh_housing_investment_plan_2015_2019.pdf and Lisburn and Castlereagh Housing Investment Plan Annual Update 2016 www.nihe.gov.uk/lisburn_castlereagh_housing_investment_plan_2016.pdf
- 7 **Department of Education:** School Enrolments and School Leavers
www.education-ni.gov.uk/topics/statistics-and-research/statistics
School Leavers – the school leaving cohort comprises of Year 12, 13 and 14 pupils leaving mainstream grant aided post-primary schools. Excludes Special and Independent Schools.
NISRA ELMS (Economic and Labour Market Statistics) – Labour Force Survey Local Area Database – 2015 ‘No Qualifications’
www.nisra.gov.uk/statistics/labour-market-and-social-welfare/labour-force-survey
2011 Census – ‘No Qualifications’ by DEA via NINIS
www.ninis2.nisra.gov.uk/public/Home.aspx
- 8 **NISRA ELMS (Economic and Labour Market Statistics)** – Labour Force Survey Local Area Database, Annual Survey of Hours and Earnings, BRES (Business Register and Employment Survey) www.nisra.gov.uk/statistics/labour-market-and-social-welfare
Economically Active – those in employment and those seeking work.
Economically Inactive – not looking for work or not available for work, this will include all those who are looking after a home, long term sick or disabled, students and retired.
Employee Jobs – The Business Register and Employment Survey (BRES) excludes: agriculture (but includes animal husbandry service activities and hunting, trapping and game propagation), the self-employed, HM Armed Forces, private domestic servants, homeworkers and trainees without a contract of employment (non-employed status).
NISRA ELMS (Economic and Labour Market Statistics) – Annual Business Inquiry and IDBR (Inter Departmental Business Register) Vat and/or PAYE, Business Demography www.nisra.gov.uk/statistics/business-and-energy/business-statistics
 The IDBR contains information on all businesses in the United Kingdom which are VAT registered and/or operating a PAYE scheme. It covers most of the economy including the Agriculture, Production and Service sectors in Northern Ireland. It does not include very small businesses which are not VAT registered (the threshold for VAT in 2015/16 was £82,000) unless they operate a PAYE scheme. Many self-employed workers will not be included on the IDBR.
Births – A birth is identified as a business that was present in year t, but did not exist in year t-1 or t-2.
Deaths – A death is defined as a business that was on the active file in year t, but was no longer present in the active file in t+1 and t+2.
NISRA Tourism Statistics Branch www.nisra.gov.uk/statistics/tourism/local-government-district-tourism-statistics
- 9 **Department for Infrastructure:** Annual Report to Lisburn and Castlereagh City Council Spring 2016 www.infrastructure-ni.gov.uk/publications/annual-and-interim-report-lisburn-and-castlereagh-city-council-spring-2016
2011 Census – Travel to Work or Place of Study
www.ninis2.nisra.gov.uk/public/Home.aspx
NISRA Continuous Household Survey – Car Ownership Access via NINIS www.ninis2.nisra.gov.uk/public/Theme.aspx?themeNumber=10&themeName=People+and+Places
- 10 **Department of Agriculture, Environment and Rural Affairs:** Northern Ireland Local Authority Collected municipal waste
www.daera-ni.gov.uk/articles/northern-ireland-local-authority-collected-municipal-waste-management-statistics
Lisburn & Castlereagh City Council – 2015 Updating and Screening Assessment for Lisburn & Castlereagh City Council
www.airqualityni.co.uk/assets/documents/dc-reports/Lisburn_Castlereagh_2015_USA.pdf
NISRA Continuous Household Survey – Concern About the Environment and Positive Impact on the Environment via NINIS
www.ninis2.nisra.gov.uk/public/Theme.aspx?themeNumber=10&themeName=People+and+Places
Department of Agriculture, Environment and Rural Affairs – Woodland Register www.daera-ni.gov.uk/publications/woodland-register-by-county

4. Challenges and Opportunities

The evidence suggests there are a number of challenges facing the social, economic and environmental well-being of Lisburn & Castlereagh. These include:

- The demands on public services and the implications for the community more widely created by the expected 53% increase in people over 65 by 2030.
- As the population changes, health and social care provision will also need to change to ensure that people get the appropriate care when and where they need it.
- How to provide for the increasing number of households, particularly in areas that have experienced considerable development such as Carryduff and Dundonald, amongst others.
- The area's marked variations in wealth and poverty exacerbate the impact of poverty on the well-being of the least well off. Old Warren and Wallace Park are just two miles apart geographically but a great many miles apart in terms of social, economic and environmental well-being. Small pockets of rural deprivation scattered throughout the area can easily go largely unnoticed.
- At a time of contraction in the public sector, the high proportion of public sector jobs in the area is a potential weakness if other employers are unable to take up the slack.
- There is an over-reliance on sectors that are driven by consumer and public spending and a lack of jobs in the higher value sectors.
- Derelict sites can communicate a negative picture to investors, there is a lack of new office space, a lack of overnight accommodation and a weak 'night-time economy'.
- There can be a perception of Lisburn & Castlereagh as a suburb of Belfast rather than somewhere to live and work.
- Uncertainty over the impact of the UK's exit from the European Union on agricultural subsidies, for business, on structural funds and future community and economic investment such as the Rural Development Programme, PEACE, Interreg, ERDF and ESF.
- Environmentally the key issues are waste management, water quality, traffic and transport, and greenhouse gas emissions.
- Poor transport connections across the Council area, especially by public transport.



While there are clearly a number of challenges for the district, there are also many opportunities. These include:

- The regeneration of 347 acres at Maze Long Kesh has the potential to generate 5,000 jobs, deliver more than £300m investment and become a global 'best in class' project with social and economic regeneration.
- The proposed Knockmore M1 Link Road between the M1 motorway at Sprucefield and the Moira Road at Knockmore has the potential to unlock further lands for development and to create jobs in the area.
- The development of Hillsborough Castle by Historic Royal Palaces is expected to attract 200,000 visitors each year. This is a huge boost to tourism in the area and there are related plans for Hillsborough Forest and the Public Realm in Hillsborough village.
- The redevelopment of Dundonald International Ice Bowl as a leisure and community hub.
- The scale of the public sector as an employer and a purchaser, the health and social care sector in particular, can be turned to local economic and social advantage.
- Lisburn & Castlereagh has an active community and voluntary sector ready to work with the Partnership in the delivery of this community plan.
- Likewise there is a strong base of established businesses on which to build future growth and business is also able to partner in the delivery of this plan.



5. What People Think

What the people who live and work in Lisburn & Castlereagh think and feel is important – this is a community plan. The first series of community conversations held across the district helped shape this plan under five themes:

Children and Young People

There is a need for widespread provision and support for children and young people including sport, creativity and green spaces. There needs to be a broad range of training opportunities and the positive role of children and young people in the community should be valued and encouraged.

The Economy

Tourism is under-developed – we should make more of being next to Belfast. Derelict sites and buildings are an issue. There are opportunities for the social economy and we should use Lisburn as a focus for growth. Rural transport needs to be improved.

Health and Well-being

There was strong emphasis on the importance of green spaces, good play facilities and sport for both physical and mental health. Opportunities to be involved in arts and culture are important for well-being. People want to see a ‘joined-up’ approach to health with a focus on community health.

Where We Live

Better rural transport was high on the agenda together with strong demand for better walking and cycling facilities such as greenways – this was linked to health. Public realm work was welcomed and better traffic management is

needed in many places. There was a view that planning is about the needs of communities rather than the ambitions of others.

Our Community

Local identity is important. People identify strongly with the towns, villages and neighbourhoods they live in rather than the Council area as a whole. For communities to have cohesion they need local shops and social facilities for people to meet. There also needs to be affordable housing. The concept of a ‘Community Hub’ based in local schools was a popular one – using the school facilities for the wider community as centres for health, adult education, childcare, training opportunities, social connection and volunteering. The role of arts, crafts and culture is valued.

The public consultation on the Draft Community Plan gave the partners, communities and individuals throughout Lisburn & Castlereagh the chance to discuss the proposed vision, mission, outcomes and actions in more detail. As well as giving feedback on the document itself, people discussed what the community plan meant to them, their family and their community. Organisations identified what role they can play in improving well-being for everyone who lives and works in Lisburn & Castlereagh.

The feedback was received through public meetings, the online survey, as well as letters, emails and feedback boxes and recommendations will be incorporated into the Action Plan.

6. Our Vision

The partners in this community planning process have listened to what people have to say, considered the evidence and, bringing their own experience and expertise to bear, have a clear vision for Lisburn & Castlereagh that can be shared by everyone who lives and works here:

‘An empowered, prosperous, healthy, safe and inclusive community.’

These words have been carefully chosen. They have real meaning, informing and guiding this Community Plan.

Empowered

Participation in the life of our community matters. It matters because civic participation leads to better public policy and outcomes for everyone. But much more than that, deliberation and democratic engagement with the decisions that affect our lives are essential for well-being. To lack control and to be disempowered, impacts negatively on our well-being and that of our community. Empowerment is also about living a full life, particularly in the field of education, skills development, training and lifelong learning.

Prosperous

Prosperity is much more than something simply measured in terms of GDP or GVA. We want our economy to grow so that it is a source of meaningful and rewarding work and in a way that reduces inequality. The economy is a place of creativity and innovation in which we take pride. It is a place of connection and exchange where we develop our relationships, a place of cooperation and collaboration where we work to overcome social and environmental challenges, and a place where we nurture the next generation of entrepreneurs upon whom a

prosperous and sustainable future depends.

Healthy

Health is fundamental to our well-being. We value the services that help us when we are ill but most of all we value the ability to lead active and fulfilling lives based on physical and mental health. So much of this is about prevention, and about caring for ourselves and each other in our families, our workplaces and in our communities. It is also about tackling health inequalities. Our health is dependent on a healthy planet. The local environment and all that nature has to offer us from clean air and clean water to the restorative qualities of green spaces will play a vital role in the healthy lives of all in Lisburn & Castlereagh over the course of this plan.

Safe

From feeling safe in your own home to living in a community free from the paramilitary legacy of the Troubles, safety and the perception of safety is important for well-being. Partnership working between Community Planning partners, local people and organisations is essential to build community confidence in the rule of law. For many, safety extends to everyday activities of crossing the road, driving a car and using the internet.

Inclusive

An inclusive society is one that over-rides differences of race, gender, class, generation, and geography, and ensures inclusion, equality of opportunity as well as capability of all members of the society to determine an agreed set of social institutions that govern social interaction.

Without this inclusion there is inequality and evidence shows that inequality harms everyone not just those in poverty and disadvantage. It harms us economically and socially, regardless of how well off we are and many would say that it diminishes us spiritually if we ignore the poor conditions of others.

Our future is one where inequalities of all kinds are reduced to a level that is acceptable for everyone.

Tackling poverty and disadvantage: inclusive growth

The concept of 'inclusive growth' offers a practical way forward in combating inequalities while delivering prosperity for all. The Organisation for Economic Co-operation and Development (OECD) defines inclusive growth as *'economic growth that creates opportunity for all segments of the population and distributes the dividends of increased prosperity, both in monetary and non-monetary terms, fairly across society'*.

Research by the Joseph Rowntree Foundation supports this showing that work is the best route out of poverty for most people. This means creating more and better jobs primarily in the private sector but also in the social economy. Inclusive growth is essential to reducing inequalities.

Community

A sense of belonging, of being rooted, is an important part of well-being. This comes from the strength of our communities and our relationships and connections within them. It also comes from the physical places that we live in: from the streets and the fields, from our schools and our shops, from our places of work and from places for leisure and play.

It is strongly connected with our place in nature and the connection we feel with the green and wild spaces where we live. Our communities are also those built on shared interests such as the arts and sport which foster rich connections right across Lisburn & Castlereagh.

We recognise that as a society we are still emerging from conflict and the legacy of that conflict is present in the trauma of individuals and families on whom the violence of the past has left deep scars both physically and mentally. We are committed to helping those affected to enjoy full lives once more.

We are also committed to ensuring that the process of peace and reconciliation continues, building ever improving community relations and respect for each other, and supporting those who are serious about the transition from paramilitarism while refusing to indulge those who are not.

Changing travel in Lisburn & Castlereagh

A modal shift from reliance on the private car to walking, cycling and public transport will reduce congestion (economic), cut carbon emissions and improve local air quality (environmental) and improve physical and mental health (social).

7. Our Mission

The Strategic Community Planning Partnership is committed to working together for the well-being of everyone who lives and works in Lisburn & Castlereagh.

While our focus is on delivering results, this is not about doing things to people; it is about working with people and partners across society towards shared goals. Our collective purpose or mission is therefore:

Working together to deliver better lives for all.

This mission is a commitment to the well-being of everyone who lives and works in Lisburn & Castlereagh and is informed by three core principles:

Sustainable Development

Sustainability affects every part of government, civil society and business. Sustainable Development is development which meets the needs of current generations without compromising the ability of future generations to meet their own needs. We will check that all our actions have at least a better than

neutral impact on sustainability and focus on those actions that can deliver results for economic, social and environmental well-being simultaneously.

Equality

Reducing inequalities is a second core principle running through the Plan. Equality is a state of affairs in which all people within a specific society have the same status in certain respects, including civil rights, freedom of speech, property rights and equal access to certain social goods and services. Inequality undermines the well-being of people, our communities, our economy and our environment.

Participation

The ability to fully participate in a democratic society is vital for our well-being. This plan and the actions it will generate depend on the full involvement of citizens, community groups and business. This is the Plan's third core principle.



8. Outcomes

This community plan takes an outcomes-based approach. It is about focusing on what changes we want to see as a result of the work we do and devoting our resources to this.

When we are designing the delivery of public services we start with the desired outcome and work backwards through the required outputs, the activities undertaken and the resources needed for those activities.

This is a move away from output targets such as how many people attended a course, for example, to a measurable outcome such as the number of people that secured a good job as a result of attending the course.

Sometimes outcomes can appear to be very aspirational but they are something we want to make steady progress towards and achieve over the 15-year life of the community plan. The bar needs to be set high if we are to raise our

collective game to tackle the pressing social, economic and environmental challenges of our age.

The successful achievement of outcomes requires partnership working right across government and other sectors. It means stopping doing things that do not contribute to the outcomes. This is essential if the resources for new and more effective activities are to be funded.

The focus on outcomes also helps make partnerships more effective as they move from the day-to-day issues of getting and keeping things going to achieving the end result.

The World Health Organisation (WHO) Age-friendly Cities Framework

The WHO Age-friendly Cities Framework has eight domains that identify and address barriers to the well-being and participation of older people.

These domains overlap and interact with each other. For example, respect is reflected in the accessibility of public buildings and spaces and in the range of opportunities that the City offers to older people for social participation, entertainment, volunteering or employment.

The lack of affordable public transport, for example, isolates older people who no longer drive in their homes and makes participation in community life difficult, increasing the risk of isolation and loneliness.

When transport is available and adapted to the needs of older people, both in terms of scheduling and destinations, it enhances mobility and facilitates social participation and a sense of belonging in one's community.

It is equally important that older people continue to have a good reason to go out and participate in order to address social isolation. Cultural offers and entertainment that cater to the interests of older people, opportunities for volunteering or civic engagement contribute to a fulfilling and enjoyable older age.



The plan is built around the five key themes of:

- Children and Young People
- The Economy
- Health and Well-being
- Where We Live
- Our Community

The outcomes associated with each theme described in detail overleaf are important goals that we believe:

- are achievable over the 15-year lifetime of the plan, and
- we can make progress in the short to medium term as well.

If the Community Plan is to be successful we must work with central government to ensure that we are all moving in the same direction. We have included references that link this plan's outcomes to the relevant Programme for Government (PfG) outcomes as set out and numbered in the Draft Programme for Government 2016-2021.



Tackling Health Inequalities

The 2010 Marmot Review found that disadvantage starts before birth and accumulates throughout life. This is reflected in the six policy objectives, the highest priority being given to the first objective:

- give every child the best start in life before school age;
- give all the chance to develop skills and opportunities to control their life chances;
- create fair employment and decent work for all;
- ensure a healthy standard of living for all;
- create and build communities and places that give people the control needed to live physically and mentally healthy lives; and
- strengthen the role and impact of prevention.

THEME 1 : CHILDREN AND YOUNG PEOPLE

OUTCOME:

Our children and young people have the best start in life.

Links to PFG outcomes 3 & 14 (See page 39)

A hallmark of a good society is the priority it attaches to giving everyone the best start in life. This outcome is about ensuring that all of our children and young people grow up safely and happily. That they receive the support they need to achieve their full potential and where they can express their views and have a say in decisions that affect them.

Ours is a whole-community approach in which schools, families, communities and statutory services work together. This plan is for all children and young people in Lisburn & Castlereagh and with a particular focus on those who currently have the most challenging start in life – children growing up in poverty, children with disabilities and children in care.

We know that there is a strong relationship between what happens in the earliest years of life and future experience of health and well-being and other life outcomes. Foetal and neonatal health, the quality of parenting, family and community support, early years provision, education and, critically, poverty, are all key factors in determining life chances.



In 2011,
31%
of people in
Lisburn South
DEA aged 16+ had
no qualifications
compared to the NI
average of 29%.

Source: 2011 Census



It is estimated
there were
33,317
people aged 0-18
in the LCCC area
in 2015.

Source: NISRA 2015 Mid-Year
Population Estimates

SUPPORTING OUTCOMES:

- | | |
|---|---|
| <p>a. All children and young people have an equal chance to fulfil their educational potential.</p> <p>b. Children and young people in need and looked after children experience stability and positive transitions into adulthood.</p> <p>c. The positive role of children and young people in the community is valued and encouraged.</p> | <p>d. Children and young people are protected from harm.*</p> <p>e. Children and young people are physically active and enjoy good mental health.</p> <p>f. Children and young people live in a society that respects their rights.</p> |
|---|---|

* including, for example, drugs, alcohol, neglect, abuse, criminality

WHAT WE WILL DO TO ACHIEVE THIS:

OUTCOMES TARGETED:

Develop good quality parenting programmes and further develop the local Family Support Hubs infrastructure to ensure vulnerable families and children are well supported from an early age.

1a, 1b, 1d

Develop opportunities for new social enterprises based on green spaces and health for the benefit of young people.

1e, 3d

Develop programmes for children and young people to take part in play, recreation and sport based on collaboration between schools and wider community facilities.

1d, 1e

Establish a Youth Council to enable children's and young people's voices to be heard and to be involved in decisions that affect them.

1c, 1d, 1f

Indicators used to measure progress will include:

- % of babies born at low birth weight
- % of children at appropriate stage of development in their immediate preschool year
- Gap between % non-FSME school leavers and % FSME school leavers achieving at GCSE or equivalent, including English and Maths
- % of care leavers who, aged 19, are in education, training or employment

THEME 2 : THE ECONOMY

OUTCOME:

Everyone benefits from a vibrant economy.

Links to PfG outcomes 1, 3, 5, 6, 12 & 13 (See page 39)

We want to develop the economy of Lisburn & Castlereagh so that it offers work to everyone, provides access to goods and services that we value, and shares economic benefits in ways that reduce inequality, and has a positive impact on our environment.

A skilled workforce is central to the health of the economy as businesses increasingly need well qualified people. For employees, the acquisition of new skills can open up new opportunities.

We also need to improve both our physical and digital infrastructure and to make the district an attractive one for new businesses to locate in and for existing businesses to grow. Maze Long Kesh, for example, offers exciting new opportunities.

Other opportunities include growth in international visitors based on the planned opening of Hillsborough Castle; tourism based on our wealth of historic assets; and promoting sustainability through an economy designed to eliminate waste from manufacturing by recovering and reusing materials to make new products, otherwise known as a circular economy.



Between 2013/14 and 2015/16, **84%** of households had internet access at home – highest across all council areas.

Source: NISRA Continuous Household Survey



1.65m visitors to **11** visitor attractions in LCCC in 2015.

Source: NISRA Tourism Statistics Branch – Northern Ireland Visitor Attraction Survey

SUPPORTING OUTCOMES:

- | | |
|--|---|
| <p>a. Income inequality is reduced.</p> <p>b. Our local workforce is equipped with the right skills to secure employment and/or start a business.</p> <p>c. New businesses and social enterprises are created and existing ones grow, employing more people.</p> | <p>d. There is growth in tourism based on our natural and historic assets with a focus on international visitors.</p> <p>e. Our transport and digital infrastructure supports our economy and our people.</p> |
|--|---|

WHAT WE WILL DO TO ACHIEVE THIS: OUTCOMES TARGETED:

<i>Develop a programme to identify and support people with Level 1 and 2 qualifications to achieve Level 3 and above.</i>	2a, 2b
<i>Prepare for the opening of Hillsborough Castle to attract visitors to a range of historic and natural attractions in Lisburn & Castlereagh.</i>	2d
<i>Deliver the ‘NI Business Start Up Programme’ to support new business starts.</i>	2b, 2c
<i>Develop opportunities for new social enterprises based on green spaces and health for the benefit of young people.</i>	1e, 2d
<i>Develop key infrastructure projects including the Knockmore-M1 link and Maze Long Kesh.</i>	2e
<i>Explore the use of social clauses and local sourcing in contracts issued by community planning partners to support the Community Plan’s outcomes.</i>	2a, 2b, 2c
<i>Improve access to and quality of digital infrastructure across the area.</i>	2e

Indicators used to measure progress will include:

- | | |
|--|--|
| <ul style="list-style-type: none"> • Employment rate • Economic activity rate • Economic activity measured by Gross Value Added (GVA) | <ul style="list-style-type: none"> • Proportion of workforce in employment qualified to levels 1, 2, 3 and 4 • Number of overnight trips |
|--|--|

THEME 3 : HEALTH AND WELL-BEING

OUTCOME:

We live healthy, fulfilling and long lives.


Links to PFG outcomes 3, 4 & 8 (See page 39)

Healthy, fulfilling and long lives depend much more on the capacity that individuals have to live well than on a healthcare system that, no matter how good it is, can only help once things have gone wrong. Excellent healthcare is important for this community plan but our focus is on empowering people to lead healthy lives, on preventing physical and mental illness, on helping people to cope with disability, on intervening in those crucial early years and helping people to age actively.

We have an ageing population and one of the most effective means of improving quality of life for older people is to encourage physical activity and healthy lifestyles in middle age. We will also secure WHO Age Friendly status to improve the lives of older people in many ways.

The Plan will promote healthy lifestyles for everyone through improved nutrition, a clean and green environment and opportunities to participate in society through, for example, volunteering, arts, culture and sport.

One of the greatest injustices of our society is that the poorer you are, the worse your health and the shorter your life. A priority for this plan will be tackling health inequalities. (See page 11)



Those aged 65+ are projected to increase by **28%** by 2025 and **50%** by 2030 (from 2015).

Source: NISRA 2015 Mid-Year Population Estimates and NISRA 2014 Based Population Projections



Alcohol:
2012/13 - 2014/15

882 admissions per 100,000 population in the most deprived areas, compared with **453** admissions per 100,000 population in the Council area as a whole. **95% inequality gap.**



Source: NISRA Tourism Statistics Branch – Northern Ireland Visitor Attraction Survey

SUPPORTING OUTCOMES:

- | | |
|--|---|
| <p>a. Good health will no longer be dependent on where we live or what income we have.</p> <p>b. Older people age actively and more independently to stay well and connected.</p> <p>c. People of all ages are more physically active more often.</p> <p>d. There is good access to countryside and other green spaces for everyone.</p> | <p>e. Substance abuse including hazardous drinking and smoking are reduced.</p> <p>f. We enjoy good mental health.</p> <p>g. Our home environments are safe and healthy.</p> <p>h. Poverty and disadvantage is reduced.</p> |
|--|---|

WHAT WE WILL DO TO ACHIEVE THIS:

OUTCOMES TARGETED:

<i>Secure World Health Organisation Age-Friendly Status for Lisburn & Castlereagh.</i>	<i>3a, 3b, 3c, 3d, 3g, 4b</i>
<i>Implement a programme of home energy insulation to reduce fuel poverty.</i>	<i>3a, 3h</i>
<i>Develop multi-agency support system for 18-23 year olds who have left care.</i>	<i>3h</i>
<i>Implement the Everybody Active 2020 Programme.</i>	<i>3b, 3c, 5b</i>
<i>Develop new green spaces and improve existing ones, improve access and deliver programmes to ensure physical activity, healthy weight and positive mental health.</i>	<i>1e, 3b, 3c, 3d, 3f, 4b</i>
<i>Develop a multi-agency approach to address health inequalities and improve mental health.</i>	<i>1e, 3e, 3f</i>

Indicators used to measure progress will include:

- Health inequality gaps
- Preventable deaths
- % of population living in absolute and relative poverty
- % of Primary 1 and Year 8 children overweight or obese
- % of mothers smoking in pregnancy

THEME 4 : WHERE WE LIVE

OUTCOME:

We live and work in attractive, resilient and environmentally-friendly places.

Links to PfG outcomes 2 & 3 (See page 39)

The physical world that surrounds us is a vital component of our well-being. Many places are clearly disadvantaged and would benefit from regeneration. Other more prosperous areas may lack a focus for community life as people retreat behind gates and high hedges.

Libraries, workplaces, shops, places for leisure, transport, the built heritage and wild and green spaces all make vital contributions to creating better places to live. A number of places in the Council area will benefit from improvements in the next few years including Carryduff, Lisburn City Centre, Hillsborough and Moira.

Good housing is fundamental and this plan envisages a supply of suitable housing suited to a range of needs with diversity of tenure, appropriate size, accessibility and energy efficiency. This outcome is about ensuring that all these elements come together in a way that helps build strong and resilient communities.

While our environment is vital to our well-being, the well-being of our environment relies on our sense of stewardship so that both the local and global environment is enhanced and protected both now and in the future. The plan will help tackle a wide range of issues from local biodiversity to climate change.

The Local Development Plan is an important means of realising the vision and achieving the outcomes of this physical dimension of the Community Plan.



In Quarter 4 2016, the standardised house price in LCCC was **£149,600** (Northern Ireland House Price Index) compared to **£125,480** in NI.

Source: NISRA 2012 Based Household Projections



In 2015/16, **42%** of household waste in LCCC was reused, recycled or composted, **51%** was sent to landfill.

Source: Department of Agriculture, Environment and Rural Affairs

SUPPORTING OUTCOMES:

- | | |
|---|--|
| <p>a. The built and natural environment is protected and enhanced.</p> <p>b. Neighbourhoods are designed and regenerated to promote well-being.</p> <p>c. Everyone lives in an affordable home that meets their needs.</p> <p>d. We have access to essential services, shops, leisure and workplaces.</p> | <p>e. There is a modal shift to sustainable and healthy transport options.</p> <p>f. We produce less waste and reuse and recycle the waste that we do produce.</p> <p>g. Greenhouse gas emissions are reduced.</p> |
|---|--|

WHAT WE WILL DO TO ACHIEVE THIS:

OUTCOMES TARGETED:

<i>Develop quality walking corridors and improved cycling facilities including green routes.</i>	4a, 4b, 4d, 4e, 4g
<i>Develop and implement home and business energy efficiency and renewable energy measures.</i>	3g, 4g
<i>Work with local communities to develop and deliver proposals for mixed tenure housing.</i>	4b, 4c, 5d, 5e
<i>Promote waste awareness and provide arrangements across the entire council area so as to increase recycling and reduce landfilling of waste materials.</i>	4f
<i>Produce a comprehensive and achievable Local Biodiversity Action Plan to protect, maintain, enhance, restore and educate on biodiversity issues.</i>	4a
<i>Review of Lisburn City bus services.</i>	4e

Indicators used to measure progress towards this theme will include:

- *Gap between number of houses we need and the number we have*
- *% household waste reused, recycled or composted*

THEME 5 : OUR COMMUNITY

OUTCOME:

We live in empowered, harmonious, safe and welcoming communities.

Links to PfG outcomes 3, 7, 9, 10 & 11 (See page 39)

The previous outcome 'Where we live' was all about the physical environment – the 'hardware' of community. This outcome is about the 'software' of community: the things that contribute to building everyday relationships based on respect, solidarity and working for the common good.

Much of this is about empowering people to participate in decisions that affect them, to be actively engaged with community planning partners in delivering services such as care or leisure facilities, for example. It is also about participating in the everyday life of the community: in health, sport, the arts or simply spending time with friends and neighbours.

Feeling safe is vital for well-being including for people from minority ethnic groups who can be more vulnerable than most. It is important that everyone is welcomed in a place where diversity is celebrated and everyone belongs. Good relations across traditional divides cannot be taken for granted either, so the Plan aims to actively support harmonious communities.



The Possession of Drug Offences in LCCC increased by **642%** from 64 in 2006/07 to 475 in 2015/16.

Source: PSNI



Between 2013 - 2015, **89%** of residents in LCCC felt a sense of belonging to their neighbourhood.

Source: NI Life and Times Survey

SUPPORTING OUTCOMES:

- | | |
|---|--|
| <p>a. Public services are enhanced through co-design and co-production.*</p> <p>b. There is participation and volunteering in public and community life, arts, culture and sport by people of all backgrounds.</p> <p>c. There is community ownership and management of local assets and facilities.</p> <p>d. We feel a sense of belonging in our local neighbourhoods: urban, suburban and rural.</p> | <p>e. Diversity is celebrated and there are good relations between people of different backgrounds and identities.</p> <p>f. Crime and anti-social behaviour is reduced.</p> |
|---|--|

* Involving the users of public services in their design and delivery in partnership with professionals.

WHAT WE WILL DO TO ACHIEVE THIS:

OUTCOMES TARGETED:

<i>Develop a series of Community Hubs located in schools or libraries, for example, as a focus for community support, local volunteering and civic activity.</i>	<i>5b, 5c, 5d</i>
<i>Volunteer Befrienders and Caring Community Officers scheme to address isolation and exclusion.</i>	<i>3b, 5b</i>
<i>Implement a Good Relations Programme.</i>	<i>5a, 5f</i>
<i>Develop proposals for Lisburn Courthouse as a centre for community safety and justice.</i>	<i>5f</i>
<i>Implement the PCSP Action Plan to improve community safety by tackling crime and anti-social behaviour.</i>	<i>5f</i>

Indicators used to measure progress towards this theme will include:

- *Number of recorded crimes*
- *% of people who believe their cultural identity is respected by society*
- *% engaging in arts/cultural activities in the past year*

9. Action & Change

The Action Plan

The Community Plan sets out what we want to achieve, but not how we are going to do it. The actions required to achieve the outcomes in this Community Plan will be contained in an Action Plan.

The most effective actions will be those that not only cut across all parts of government but also deliver on a number of different outcomes.

The Action Plan will be regularly updated meaning that actions can be added or removed throughout their timespan to reflect what the evidence tells us about their effectiveness.

Change

If we are to make a real difference to people's lives we will need to transform the way we work. This is about practical changes but it is also about cultural change. Change requires:

1. Working together.

This involves community planning partners breaking out of traditional silos to focus collective efforts on the outcomes agreed in this plan.

2. Building on the strengths of individuals and the assets of a community.

Rather than focusing on problems or 'deficits' in a community we should build on its strengths or 'assets' such as local skills and knowledge and the things that are successful locally.

3. Involving the users of public services, their families and neighbours, in their design and delivery in partnership with professionals.

Where activities are co-designed and co-produced in this way, both services and neighbourhoods become far more effective agents of change.

4. A focus on prevention.

Prevention and early intervention aims to prevent problems arising or to resolve them at an early stage, resulting in better outcomes. It is almost invariably cheaper to prevent a problem than to solve it.

Lisburn Courthouse

Lisburn & Castlereagh City Council and a range of partners have been exploring a new future for Lisburn Courthouse.

The emerging vision is one of a hub for community safety and justice in Lisburn & Castlereagh. By locating a range of services together, much better outcomes will be achieved for court users (both victims and offenders), their families and those at risk of entering the justice system, especially young people.

This could include statutory organisations like the Youth Justice Agency or third sector bodies like Women's Aid. Counselling services might be provided, and for those using the Family Court there could be family mediation services and child-centred mediation for example. Other key partners include the Police, the South Eastern Health and Social Care Trust and of course the Department of Justice.

Dundonald International Ice Bowl

The Dundonald International Ice Bowl is now some thirty years old, and whilst continuing to prove extremely popular with customers, is in need of redevelopment to make it both more energy efficient and to ensure it reflects current leisure market needs. The facility has served millions of customers

since opening and continues to play a major role in the economic life of the Dundonald area of the City.

The Council has recently confirmed its intention to progress the existing multi-million pound redevelopment of the facility to both replace

the existing Ice Rink and Tenpin Bowling, but also to create a new Well-being Centre. It is anticipated this will be developed in partnership with the health sector partners on the Community Planning Partnership and will create a new community health and well-being hub for the area.

5. An evidence-based approach.

The work of the Community Planning Partnership will be based on evidence of ‘what works’, drawn from experience across the UK and beyond.

6. Challenging our own thinking and assumptions.

As Partners we must be prepared to challenge our own thinking, letting go of pre-set goals and approaching things with genuinely open minds.

7. Leadership at all levels of society.

When someone steps forward to help others achieve a common purpose or a greater good, they are a leader and we value them for it, whether they are a director in a boardroom or a child in a classroom.

8. Alignment with the Programme for Government.

As a Partnership we want to ensure a strong degree of alignment between the outcomes, actions and indicators in the Community Plan and those in the Programme for Government.

9. Communicating openly and being accountable.

Reporting on the indicators in the Plan will enable the people of Lisburn & Castlereagh to hold the Partnership accountable for making progress towards the Plan’s outcomes. We will communicate actively with the public.

10. Focusing resources on agreed outcomes.

The actions in this plan rely on collaboration between Partners who hold separate budgets. We will work towards aligning budgets to the outcomes and we will ensure that our resources generally are focused on the agreed outcomes.

10. In Conclusion

In 2015 a comparison of life in the 11 new councils stated that Lisburn & Castlereagh is the best place to live in NI (NICVA Detail Data Portal) and through the Community Planning process it will remain the best.

To ensure this is so, over the coming years together we will deliver a number of flagship projects including:

- Everybody Active 2020
- Northern Ireland Business Start-Up Programme
- The Knockmore Link Road
- City Centre hotel
- Redevelopment of Dundonald International Ice Bowl



Annex A: Glossary of terms and abbreviations

Children in need: Children who need external support in achieving or maintaining a reasonable standard of health or development, including all children who have a disability.

FSME: Free school meals entitlement.

GDP: Gross Domestic Product. A measurement of a country's economic activity.

GVA: Gross Value Added. A measurement of regional economic activity broadly equivalent to GDP.

Indicator: A means of measuring progress towards or away from the achievement of an outcome (see Outcome below).

Good job: A job that provides a fair income, job security, opportunities for progression, enough work, satisfying work, employee voice and decent conditions.

LCCC: Lisburn & Castlereagh City Council.

Looked after children: Children in the care of a Health and Social Care Trust.

OECD: Organisation for Economic Co-operation and Development – intergovernmental organisation for promoting 'policies that will improve the economic and social well-being of people around the world'.

Outcome: The desired long-term result.

PfG: Programme for Government.

Super Output Area (SOA): A geographical area with a population of approximately 2,000 people used for presenting census data.

WHO: World Health Organisation, a United Nations agency.

Annex B: Programme for Government (PfG) 2016-21 Draft Outcomes

1. We prosper through a strong, competitive, regionally balanced economy
 2. We live and work sustainably – protecting the environment
 3. We have a more equal society
 4. We enjoy long, healthy, active lives
 5. We are an innovative, creative society where people can fulfil their potential
 6. We have more people working in better jobs
 7. We have a safe community where we respect the law and each other
 8. We care for others and we help those in need
 9. We are a shared society that respects diversity
 10. We are a confident, welcoming, outward-looking society
 11. We have high-quality public services
 12. We have created a place where people want to live and work, to visit and invest
 13. We connect people and opportunities through our infrastructure
 14. We give our children and young people the best start in life
-

References

Our Common Future, Report of the World Commission on Environment and Development. 1987. (The Brundtland Report).

OECD (2016), Northern Ireland (United Kingdom): Implementing Joined-up Governance for a Common Purpose, OECD Public Governance Reviews, OECD Publishing, Paris.

Foot J., Hopkins, T., A glass half full: how an asset approach can promote community health and well-being. Improvement and Development Agency: London 2010 quoted in Asset based approaches for health improvement: redressing the balance Glasgow Centre for Public Health Glasgow, 2011

Asset based approaches for health improvement: redressing the balance. Glasgow Centre for Public Health Glasgow, 2011

Boyle, D. and Harris, M., The Challenge of Co-production: How equal partnerships between professionals and the public are crucial to improving public services NESTA: London, 2009.

Senge, Hamilton and Kania. The Dawn of Systems Leadership, Stanford Innovation Social Review, 2015

DCLG, Guidance to local areas in England on pooling and aligning budgets, March 2010

Better Evaluation http://betterevaluation.org/plan/approach/contribution_analysis [accessed Nov, 2016]



LCCC
Lisburn &
Castlereagh
City Council



Lisburn & Castlereagh
**Strategic Community
Planning Partnership**

www.lisburncastlereagh.gov.uk

May 2017